




Features	
▪	Microminiature relay Dimensions:20.9×10.2×15.5(mm)
▪	Max. Switching capacity: 10A
▪	Contact: 1 Form A, 1 Form C
Safety Approval	
NO.50116134	NO.CQC02001001297
NO.E164730	



ORDERING INFORMATION

HRS3T [H] - [S] - [DC12V] - [A]

Model	Coil Sensitivity	Enclosure	Coil Voltage	Contact Form
	H - High Sensitivity (200mW) Blank - Standard (450mW)	S - Plastic Sealed Type	DC3V, DC5V, DC6V, DC9V DC12V, DC24V, DC48V	A - 1 Form A C - 1 Form C

SPECIFICATION

CONTACT DATA

Contact Form	1 Form A, 1 Form C	
Contact Material	Ag Alloy	
Contact Rating	A: 5A 250VAC/28VDC C: NO/NC: 5A/3A 250VAC/28VDC	
Contact Resistance	Max. 100mΩ (6VDC 1A)	
Load	Max. Switching Voltage	250VAC/28VDC
	Max. Switching Current	10A
	Max. Switching Power	1,250VA, 280W
	Min. Switching Load	5VDC, 100mA
Life	Electrical	100,000 operations
	Mechanical	10,000,000 operations

COIL DATA

Nominal Coil Power	200mW, 450mW
--------------------	--------------

GENERAL DATA

Insulation Resistance		Min. 1000MΩ 500VDC
Dielectric Strength	Between open contacts	1,000VAC, 1min
	Between coil and contacts	A: 3,500VAC, 1 min C: 2,500VAC, 1 min
Operate Time		Max. 8ms
Release Time		Max. 5ms
Operating Temperature		-40℃ to +85℃
Humidity		35~95%RH, +40℃
Shock Resistance	Endurance	1,000m/s ²
	Misoperation	100m/s ²
Vibration Resistance	Endurance	10~55Hz, 1.5mm double amplitude
	Misoperation	10~55Hz, 1.5mm double amplitude
Weight		Approximately 7.0g

Note:Data shown are of initial value

SAFETY APPROVAL

File Number	Contact Form	Power Consumption	Coil Voltage	Contact Rating	Remarks
TUV 50116134	A/C	0.45W/0.2W	3 - 48VDC	NO/NC: 5/3A 250VAC	Ambient Temperature: 85℃
	A	0.45W/0.2W	3 - 48VDC	5 (1) A 250VAC	Ambient Temperature: 85℃
				5 (2.5) A 250VAC	Ambient Temperature: 85℃
UL E164730	A/C	0.45W/0.2W	3 - 24VDC	NO/NC: 5/3A 250VAC	Class F Insulation Ambient Temperature: 85℃
CQC02001001297	C	0.45W/0.2W	3 - 48VDC	NO/NC: 5/3A 250VAC	Ambient Temperature: 85℃

Specifications subject to change without notice

ISO9001、ISO/TS16949、ISO14001 Approved

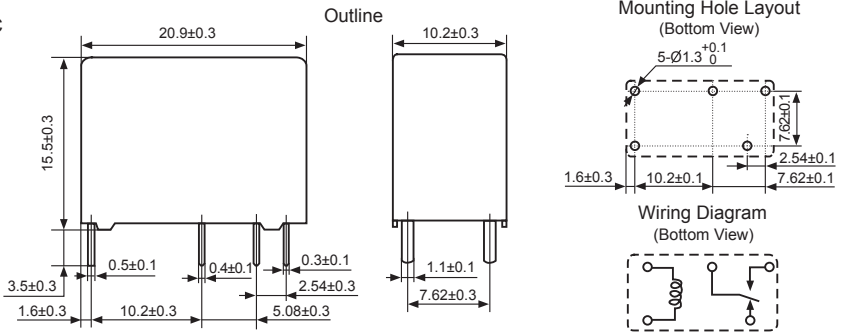
COIL DATA

Ambient Temperature: 23°C

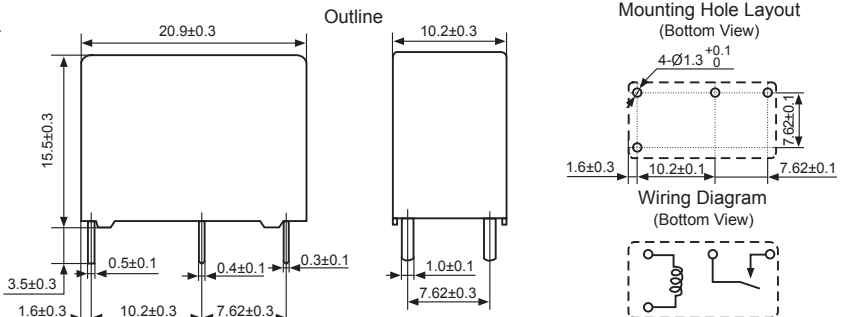
Model	Nominal Voltage VDC	Coil Resistance $\Omega \pm 10\%$	Operate Voltage \leq VDC	Release Voltage \geq VDC	Coil Power mW
HRS3T-S-DC3V	3	20	2.25	0.3	450
HRS3T-S-DC5V	5	55	3.75	0.5	
HRS3T-S-DC6V	6	80	4.5	0.6	
HRS3T-S-DC9V	9	180	6.75	0.9	
HRS3T-S-DC12V	12	320	9.0	1.2	
HRS3T-S-DC24V	24	1280	18.0	2.4	
HRS3T-S-DC48V	48	5120	36.0	4.8	
HRS3TH-S-DC3V	3	45	2.25	0.3	200
HRS3TH-S-DC5V	5	125	3.75	0.5	
HRS3TH-S-DC6V	6	180	4.5	0.6	
HRS3TH-S-DC9V	9	405	6.75	0.9	
HRS3TH-S-DC12V	12	720	9.0	1.2	
HRS3TH-S-DC24V	24	2880	18.0	2.4	

OUTLINE, WIRING DIAGRAM, MOUNTING HOLE LAYOUT (UNIT: mm)

1 Form C

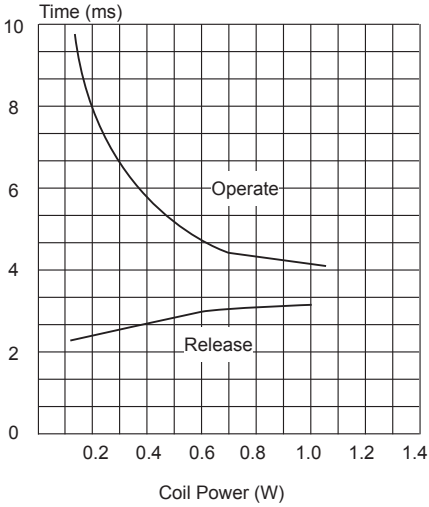


1 Form A

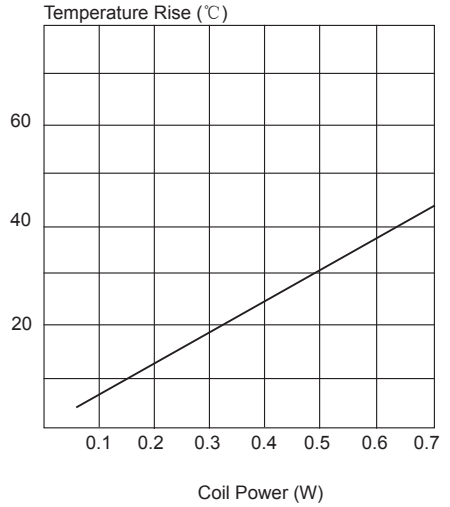


REFERENCE DATA

Time Curve



Coil Temperature Rise



Life Curves

